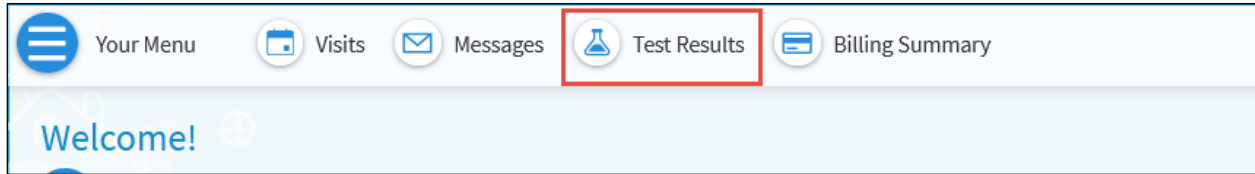


How to View Test Results

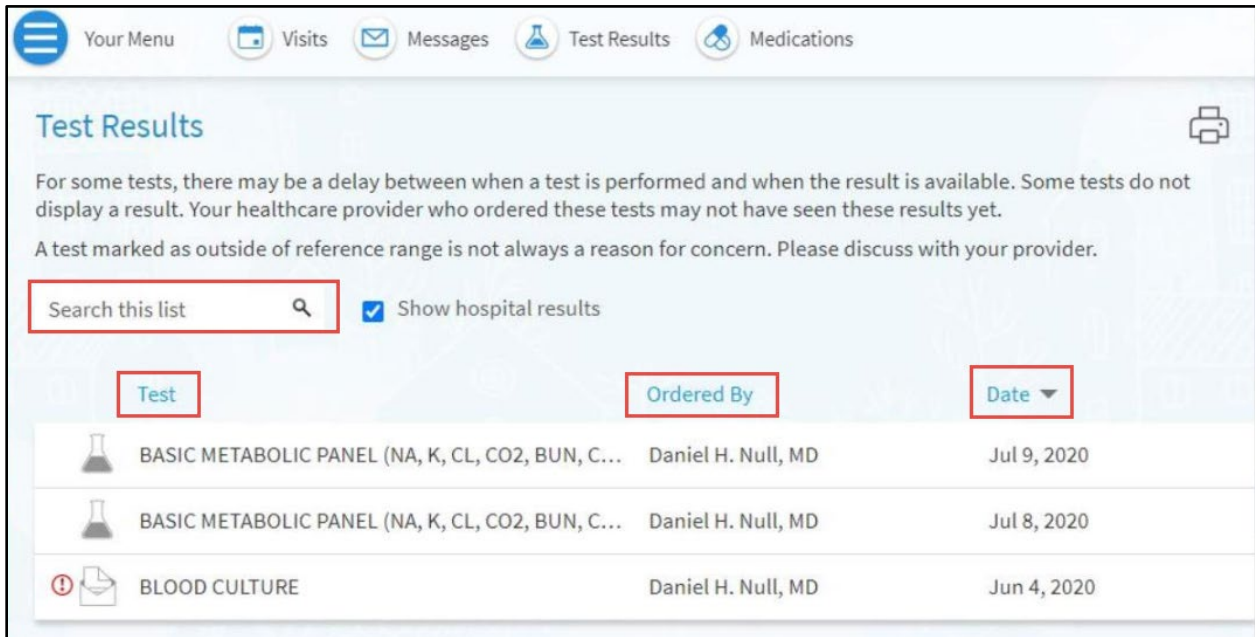


Some of your test results are released to your MyChart account. You will find most Clinical Labs, Radiology, Cardiology, Microbiology, and some Pathology results. Clinical labs are released to you as soon as they are finalized, therefore some tests performed together might appear in your MyChart account at different times. You will receive a MyChart email/text notification when a new test is released to your MyChart account.

- 1) To access your Test Results, click “Test Results” on the top of your screen.



- 2) Your test results will be listed in chronological order starting with your most recent results. To search for a specific test, type the test in the “Search this list” box or click the Test, Ordered By, Date, or Status columns to sort the list.






How to View Test Results




- 3) Test results with an exclamation next to them indicate that a test result is outside of reference range. A test marked as outside of reference range is not always a reason for concern. Please discuss with your provider.

Test	Ordered By	Date
 PULSE OXIMETRY STUDY, OVERNIGHT - RT	UCSFAMBMD, MD	Mar 17, 2021
 This result is outside of reference range. US DOPPLER LOWER EXTREMITY VENOUS, LEFT	UCSFAMBMD, MD	Mar 11, 2021

- 4) Click on “Show Hospital Results” to include or exclude Hospital Results from your list.

Search this list	<input checked="" type="checkbox"/> Show Hospital Results	
Test	Ordered By	Date
 TB SKIN TEST	John M Graham, MD	Jul 12, 2019
 POCT GLUCOSE, FINGERSTICK	Anjuli Basu, MD	Mar 18, 2019
 US TRANSRECTAL	Katsuto Shinohara, MD	Mar 4, 2019

- 5) If your provider has added a “note” to your result, there will be a  next to the provider’s name on the list. Notes may be added to a result after you have already viewed a result. You will receive a test result notification when this happens. Click on the row to see the result and the provider’s note.

 COMPLETE BLOOD COUNT (INCLUDES PLATELET COUNT)	Rebecca L Olin, MD		Jul 13, 2018
--	--------------------	---	--------------

COMPLETE BLOOD COUNT (INCLUDES PLATELET COUNT) - Details

[About This Test](#)

Details | Past Results | Graph of Past Results

Comments from the Doctor's Office
I reviewed your recent tests. There is nothing concerning about your results. UCSFAMBMD, MD

Component Results
Your Impression may appear a little wacky.

Component	Your Value	Standard Range
Hematocrit	555	36 - 46

General Information
Ordered by Rebecca L Olin, MD
Collected on 07/13/2018 from Blood
Resulted on 07/13/2018
Result Status: Final result
[This test result has been released by an automatic process.](#)

How to View Test Results



- 6) To open another window into a health dictionary (Healthwise) to learn more about the test, click “About This Test” in the top right corner.

COMPLETE BLOOD COUNT (INCLUDES PLATELET COUNT) - Details

Details Past Results Graph of Past Results

About This Test

- 7) To view past results for the same test, click on the “Past Results” tab on the result. You can narrow your search of results by entering a From and To date or number of values by entering a number in the “latest values” field, then clicking “Apply”.

POCT HEMOGLOBIN A1C - Past Results

Details Past Results Graph of Past Results

From 7/31/18 to 11/13/18 - or - 10 latest values APPLY More Options

Name	7/31/18	11/13/18
Standard Range		
POCT Hemoglobin A1C	5	5.5
4.2 - 6 %		

- 8) To graph those results, click the “Graph of Past Results” tab.

Details Past Results Graph of Past Results

From 7/31/18 to 11/13/18 - or - 10 latest values APPLY More Options

POCT Hemoglobin A1C Normal low Normal high